



EDMONTON
 wbpedm@waynebp.com
 Phone: 1.780.455.8929
 Toll-Free: 1.800.763.6378
 14820 Yellowhead Trail NW,
 Edmonton, AB T5L 3C5

CALGARY
 wbpccalg@waynebp.com
 Phone: 403.250.5844
 Toll-Free: 1.800.892.4144
 2323 22 Street NE,
 Calgary, AB T2E 8K8

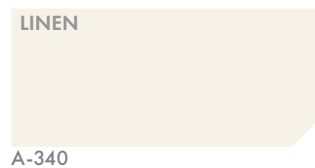



ALU BUILT
 ALUMINUM

ALSO AVAILABLE IN
 28 GAUGE STEEL

Please consult the legend to decode the color code
 and determine the corresponding substrate available for each color.

A - ALUMINUM S - 28 GAUGE K - 26 GAUGE G - 24 GAUGE M - 22 GAUGE

Example: **KGM-200**
Substrate Availability Colour Number



Colours in chart are representative - refer to actual colour chips for most accurate colours. Colours subject to change due to availability.

Rev 02282025





	COLOUR CODE	16" Aluminum Soffit, Fascia & Trims	2 5/8" Aluminum Downpipe & Elbows	3" Aluminum Downpipe & Elbows	24" x 100' Aluminum Trim Coil	Custom Flashing, Shutters, etc	5" Steel 28 Gauge Run-off Trough	11 7/8" Steel 28 Gauge Trough Coil	4 x 10 28 Gauge Steel Sheets	11 7/8" Aluminum Trough Coil	14 7/8" Aluminum Trough Coil	Endcaps & Accessories
ALUBUILT & 28 GAUGE STEEL												
Aztec	AS-10											
Black	AS-20											
Brown	AS-40											
Burgundy	AS-30											
Charcoal	AS-190											
Clay	AS-50											
Forest Green	AS-200											
Grey	AS-60											
Heron Blue	AS-70											
Herringbone	AS-80											
Iron Ore	ASKGM-670											
Ivory	AS-90											
Ivy Green	AS-100											
Nutmeg	AS-110											
Old World Blue	AS-120											
Pacific Blue	AS-13											
Polar	AS-140											
Rustic Blue	AS-150											
Sable	AS-160											
Sand	AS-170											
Tile Red	AS-180											
Wicker	AS-210											
Linen	A-340											

Colours in chart are representative - refer to actual colour chips for most accurate colours. Colours subject to change due to availability.

Rev 02282025










SOLIDS

SMP

Please consult the legend to decode the color code and determine the corresponding substrate available for each color.

A - ALUMINUM **S** - 28 GAUGE **K** - 26 GAUGE **G** - 24 GAUGE **M** - 22 GAUGE

<p>ANTIQUE LINEN</p>  <p>KG-400</p>	<p>BLACK</p>  <p>KGM-420</p>	<p>BONE WHITE</p>  <p>KGM-430</p>	<p>BRIARWOOD TAN</p>  <p>KG-440</p>	<p>BRIGHT RED</p>  <p>KG-450</p>
<p>BURGUNDY</p>  <p>KG-480</p>	<p>CAMBRIDGE WHITE</p>  <p>KGM-490</p>	<p>CASHMERE</p>  <p>KGM-510</p>	<p>CHARCOAL</p>  <p>KG-520</p>	<p>COFFEE BROWN</p>  <p>KG-540</p>
<p>DARK BROWN</p>  <p>KGM-550</p>	<p>DARK RED</p>  <p>KG-560</p>	<p>DEEP WATER GREEN</p>  <p>KG-570</p>	<p>FOREST GREEN</p>  <p>KG-580</p>	<p>GALVALUME</p>  <p>KGM-590</p>
<p>GALVANIZED</p>  <p>KGM-600</p>	<p>GOLD</p>  <p>KG-610</p>	<p>GRAPHITE</p>  <p>KG-20</p>	<p>HERON BLUE</p>  <p>KG-640</p>	<p>IRON ORE</p>  <p>ASKGM-670</p>
<p>LABRADOR BLUE</p>  <p>G-700</p>	<p>MELCHERS GREEN</p>  <p>KG-710</p>	<p>METRO BROWN</p>  <p>KGM-720</p>	<p>MIST GREEN</p>  <p>KG-730</p>	<p>PACIFIC TURQUOISE</p>  <p>KG-760</p>
<p>PEBBLESTONE</p>  <p>KG-770</p>	<p>POLAR WHITE</p>  <p>KGM-780</p>	<p>REGENT GREY</p>  <p>KGM-810</p>	<p>ROYAL BLUE</p>  <p>KG-820</p>	<p>SAGE GREEN</p>  <p>KG-850</p>
<p>SAPPHIRE BLUE</p>  <p>KG-870</p>	<p>SLATE BLUE</p>  <p>KGM-880</p>	<p>SPRUCE GREEN</p>  <p>G-890</p>	<p>STONE GREY</p>  <p>KGM-900</p>	<p>SURF WHITE</p>  <p>KGM-910</p>
<p>TAN</p>  <p>KGM-920</p>	<p>TILE RED</p>  <p>KG-930</p>	<p>TURQUOISE</p>  <p>KG-940</p>	<p>WHITE-WHITE</p>  <p>KGM-950</p>	<p>WICKER</p>  <p>KG-960</p>





Colours in chart are representative - refer to actual colour chips for most accurate colours. Colours subject to change due to availability.

Rev 02282025

▶ PVDF

Please consult the legend to decode the color code and determine the corresponding substrate available for each color.

A - ALUMINUM S - 28 GAUGE K - 26 GAUGE G - 24 GAUGE M - 22 GAUGE

 <p>AGED COPPER</p> <p>G-L90</p>	 <p>BLACK</p> <p>G-L02</p>	 <p>BRONZE</p> <p>G-2160</p>	 <p>WEATHERED ZINC</p> <p>G-L36</p>	 <p>CHAMPAGNE METALLIC</p> <p>G-2180</p>
 <p>COLONIAL RED</p> <p>G-2170</p>	 <p>DARK BRONZE</p> <p>G-2210</p>	 <p>FOREST GREEN</p> <p>G-2230</p>	 <p>HARTFORD GREEN</p> <p>G-2000</p>	 <p>HEMLOCK GREEN</p> <p>G-2010</p>
 <p>MOCHA</p> <p>G-2030</p>	 <p>OLD TOWN GRAY</p> <p>G-2040</p>	 <p>OLD ZINC GRAY</p> <p>G-2050</p>	 <p>PARCHMENT</p> <p>G-2060</p>	 <p>REGAL BLUE</p> <p>G-2070</p>
 <p>REGAL WHITE</p> <p>G-2080</p>	 <p>RETRO RED</p> <p>G-2090</p>	 <p>SIERRA TAN</p> <p>G-2100</p>	 <p>SILVER METALLIC</p> <p>G-L28</p>	 <p>SILVER WAVE</p> <p>G-L29</p>
 <p>SLATE GRAY</p> <p>G-2110</p>	 <p>TERRA COTTA</p> <p>G-300</p>	 <p>TWILIGHT BLUE</p> <p>G-2130</p>	 <p>WEATHERED COPPER</p> <p>G-2140</p>	



Colours in chart are representative - refer to actual colour chips for most accurate colours. Colours subject to change due to availability.

Rev 02282025



Please consult the legend to decode the color code and determine the corresponding substrate available for each color.

A - ALUMINUM S - 28 GAUGE K - 26 GAUGE G - 24 GAUGE M - 22 GAUGE



WOODGRAINS



FIR

G-L17



CEDAR

G-L06



SUEDE

G-L27



WALNUT

G-L35




KONA

G-L16



PECAN

G-L25



CLASSIC CHERRY

G-L13



DRIFTWOOD

G-L15



CYPRESS

G-L16



WHITE OAK

G-L37



KNOTTY CHESTNUT

G-L18



KNOTTY DESERT OAK

G-L19



KNOTTY TEAK

G-L22

West Coast
NATURAL SERIES



FAWN

G-WCNS101



HEARTWOOD

G-WCNS102



CHARWOOD

G-WCNS103



HEMLOCK

G-WCNS104



IRONWOOD

G-WCNS105



MAHOGANY

G-WCNS106



COASTAL SAND

G-WCNS107



TOBACCO

G-WCNS108



HICKORY

G-WCNS109

Colours are batch sensitive. Colours in chart are representative - refer to actual colour chips for most accurate colours. Colours subject to change due to availability. Rev 02282025



Please consult the legend to decode the color code and determine the corresponding substrate available for each color.

A - ALUMINUM S - 28 GAUGE K - 26 GAUGE G - 24 GAUGE M - 22 GAUGE



TEXTURED & METALLIC



G-L31



G-L32



G-L04



G-L05



G-L36




G-L40



G-L09



G-L08




G-L29




G-L30

TEXTURED



S-A01



S-A02



S-A03




S-A04



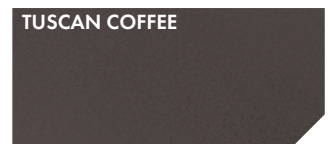
S-A05



S-A06



S-A07



S-A08




S-A09




S-A10




S-A11




S-A12




S-A13



S-A14



S-A15



S-A16

Colours in chart are representative - refer to actual colour chips for most accurate colours. Colours subject to change due to availability.

Rev 02282025

